



em microelectronic


A hand is shown reaching down from the left, with the index finger touching a glowing, blue, digital network of interconnected nodes and lines that stretches across the width of the page. The background is dark blue.

EM Beacons / EMBC22

Quick Start Helper



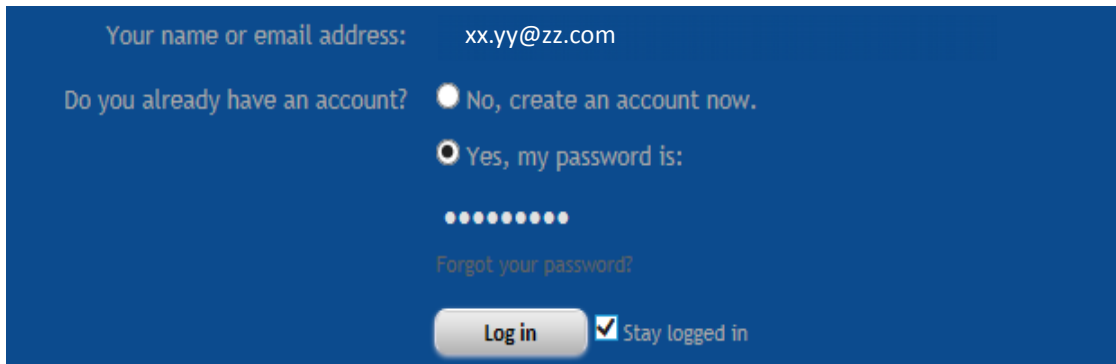
em microelectronic

A hand is shown from the left, with the index finger pointing towards a glowing, blue, digital network of interconnected nodes and lines that stretches across the bottom of the frame. The background is dark blue.

Order EMBC22 Beacon
Samples contacting

info@emmicroelectronic.com

Step 1: Sign-in www.emdeveloper.com



Your name or email address:

Do you already have an account? No, create an account now.
 Yes, my password is:

.....

[Forgot your password?](#)

Stay logged in

In case you are not yet registered yet, create an EM developer Account! To Sign-up following link

<https://forums.emdeveloper.com/index.php?login/login>

Step 2: Access to EMBC22 Resources

<https://forums.emdeveloper.com/index.php?resources/categories/embc22-downloads.16/>

Guides > EMBC22 Overview Slides General
Product Presentation

<https://forums.emdeveloper.com/index.php?resources/embc22-overview-slides.96/>

EMBC22 Downloads

Categories	
EMBC01 /02 Downloads	7
EMBC22 Downloads	22
Guides	3
Certifications	14
Applications	3
Patches	1
EMBE01 Enterprise Downloads	2

Note: the account validation might take 1 or 2 days so better signing-up ahead of time

Step 3: Download and install tools

Required Material: Windows PC & Android Smartphone with USB cable to connect the Android Smartphone to the Windows PC

1. Download & install on your Windows PC Beacon Editor desktop Application

<https://forums.emdeveloper.com/index.php?resources/beacon-editor.91>

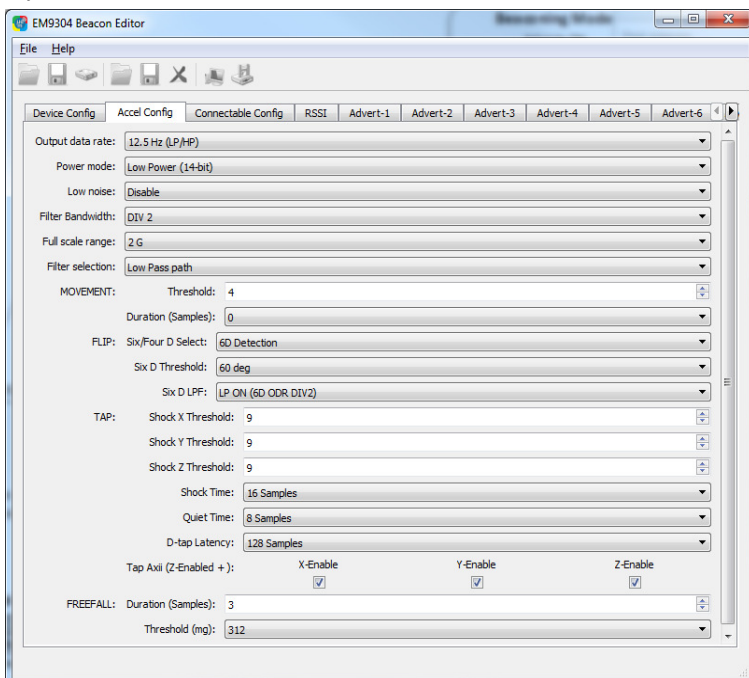
/

2. Download & install on your Android smartphone EM9304 FOTA Application

<https://forums.emdeveloper.com/index.php?resources/em-fota-apk.94>

/

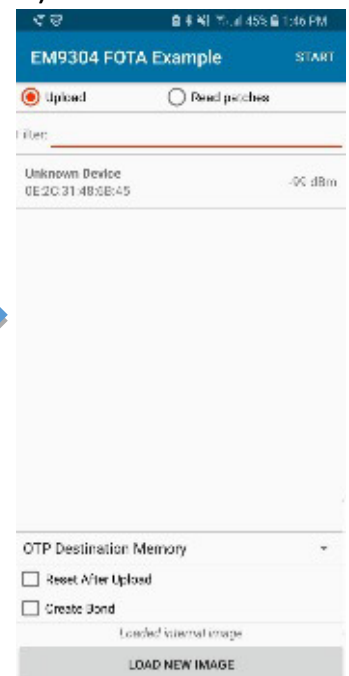
1)



«Embc22_config_patch.emp»



2)



Step 4: Recommended downloads to read before configuring EMBC22 using Beacon Editor and EMFOTA tools

Guides > EMBC22 User Guide to configure the EMBC22

<https://forums.emdeveloper.com/index.php?resources/embc22-user-guide.92>

/

Guides > EMBC22 User Guide to configure the EMBC22

<https://forums.emdeveloper.com/index.php?resources/embc22-fota-quick-guide.97>

/



em microelectronic

A COMPANY OF THE **SWATCH GROUP**

EM Microelectronic-Marin SA is a company of the Swatch Group. It has its headquarters with a design center and a semiconductor fab in Marin, in the French speaking part of Switzerland near the city and lake of Neuchâtel. In order to support its growing activities worldwide and to increase its know-how, EM has subsidiaries and additional design centers:

Colorado Springs, Colorado, USA: *EM Microelectronic - US Inc.*, is a company of the Swatch Group, which is aimed at serving North American customers. It has its own marketing organization along with a design center.

Prague & Brno, Czech Republic: *ASICentrum s.r.o.* is a design center of EM Microelectronic and a competence center for ETA SA Manufacture Horlogère Suisse.

Bangkok, Thailand: Back-end operations facility.



Contact:

EM Microelectronic-Marin SA, Rue des Sors 3, 2074 Marin, Switzerland

Phone: +41 32 755 5111

info@emmicroelectronic.com



em microelectronic

Thank you



NOTES

A large light blue rectangular area with horizontal dashed lines, intended for taking notes. The lines are evenly spaced and run across the width of the area. The area is empty, with no text or other markings.